

School Closure

Work Pack 4



Year 5 – Mr Stagg

Name:

Ahoy mateys!


Well, can you believe that this Friday marks the 1st of May?! May already! At this point, I know we're all finding staying at home a little tedious but I'm sure you can agree that it's gone quite quickly! I'd like to say another huge 'thank you' and 'well done' to you all for working your way through the work packs too – I understand that working at home all the time is proving difficult, but you're all doing so well!

I have really enjoyed speaking to lots of you (and your parents/guardians) over the phone this week. It's been lovely to hear about your stories and adventures (which have mostly taken place in your gardens)! Remember to carry on enjoying the lovely weather and take regular breaks when you're completing your work.

So, by now you should know what to expect from the work packs and this pack is no different. However, this week we are going to try something a little more creative and fun. As I have been mentioning for the last few weeks, we are going to take part in a lesson using Minecraft: Education Edition! There is more information on this at the end of the pack, but I hope you're as excited for it as I am!

Also, some good news regarding spellings – you have now completed the phase you have been undertaking, so those of you on Phase 15 are now Phase 16 and those on Phase 16 are now on Phase 17! Da iawn pawb! Oh, and be sure to check the new website list below too!

Have a good week and I'll hopefully see you all on Minecraft! Until then, I'll be keeping my fingers crossed that it all works for us!



Mr Stagg

Useful Websites:

- Hwb (Type Minecraft in the search bar to download Education Edition for free) - <https://hwb.gov.wales/>
- The Maths Factor (Sign up for a free account) - <https://www.themathsfactor.com/>
- STEM - <https://www.stem.org.uk/primary-science>
- Disney Shake Up (PE) - <https://www.nhs.uk/10-minute-shake-up/shake-ups>

Get started

RITZ CINEMA Adults – £3.80 Children – £2.15

These are the prices to see a film at the cinema. What does it cost for:

2 adults and 1 child?

- a £8.95 ☐ b £9.75 ☐ c £5.95 ☐ d £9.25 ☐

1 adult and 4 children?

- a £11.40 ☐ b £12.40 ☐ c £12.20 ☐ d £13.20 ☐



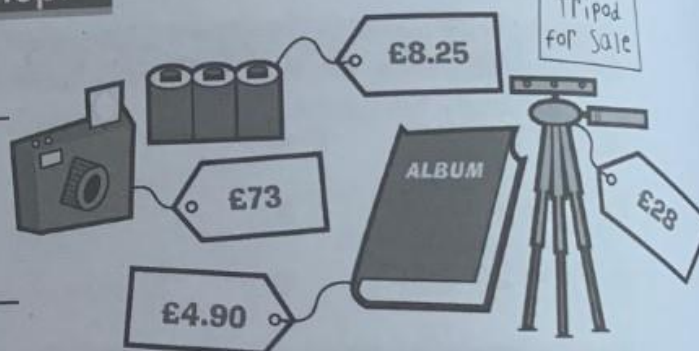
1 These are the prices in a camera shop.

a What is the total price of a camera and tripod? _____

b What is the price of four photo albums? _____

c What does one film cost? _____

d If you bought a pack of 3 films, what change would you get from £10? _____



2 Work out the costs for each of these groups to go to the theme parks:

Space park Adults: £12 Children: £5.50

Dino land Adults: £8.50 Children: £7

Group	Cost: Space Park	Cost: Dino land	Difference
2 adults 2 children			
5 adults 3 children			
1 adult 6 children			
4 adults 10 children			

On your toes



$\frac{3}{4}$ is more than

- a $\frac{4}{5}$ ☐ b $\frac{2}{3}$ ☐ c $\frac{9}{10}$ ☐

Reading the time

Get started

Revise
Wise

If this clock is 12 minutes slow the real time is:

- a 7.37 ☐ b 7.13 ☐ c 7.23 ☐ d 7.33 ☐

A film starts 55 minutes after the time shown on this clock.
When will it start?

- a 8.30 ☐ b 8.05 ☐ c 8.20 ☐ d 8.25 ☐



1 Write these in 24-hour time.

- a 6.25am _____ c 7.05pm _____ e 9.33pm _____
b 4.55pm _____ d 11.45am _____ f 8.27pm _____

2 Write these in 12-hour time, using am or pm.

- a 0935 _____ c 1820 _____ e 1048 _____
b 1555 _____ d 0305 _____ f 2043 _____

3 A coach takes 35 minutes between each stop. Complete the timetable.

Branston	0645	1008	
Renwick	0720		1540
Stanmore		1118	
Ardsley			



4 True or False. Ring the correct answer.

- a A train leaves London at 9.52am and arrives at Newark at 11.08am.
The journey takes 1hr 16minutes. True / False?
b The train takes a further 48minutes from Newark to reach Leeds.
It arrives at 11.54am. True / False?

On your toes



50 multiplied by 80 is

- a 400 ☐ b 4000 ☐ c 40000 ☐

Dealing with Money!

Write down calculations to help work these out.

1 $£12.00 + £3.20 =$ 2 $£7.50 + £1.50 =$ 3 $£9.50 + £2.00 =$

4 $£9.50 - £3.00 =$ 5 $£3.00 - £0.75 =$ 6 $£5.00 -$
 $£3.50 =$

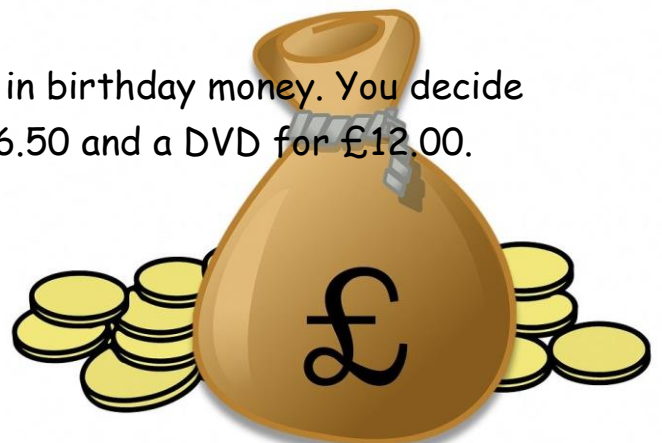
7 $£10.50 - £9.00 =$ 8 $£15.75 - £12.25 =$ 9 $£6.50 - £2.40 =$

10 You have £5.70 in your piggy bank and you save up another £6.40. How much money do you now have in total?

11 You have £5.00 in your pocket and you visit the shop. You buy a magazine for £1.50 and a book for £2.20. How much change do you have?

12 You have a £20 note to pay for yourself and one friend at the Cinema. The tickets cost £4.50 and you also buy a drink each for £2.00. How much do you spend at the Cinema? How much change do you receive from your £20?

13 You have £50 which you received in birthday money. You decide to buy a ball for £7.00, a book for £6.50 and a DVD for £12.00. How much money will you have left?



Dealing with Time and Timetables!

seven o'clock in the evening	19:00h.	7:00 p.m.
quarter to ten in the morning		
	14:20h.	
	22:15h.	
midnight		
		9:45 a.m.



(B) Use this train timetable to answer the questions below, in your book.

Birmingham New Street	09:40	10:05	11:05	12:35
Birmingham International	09:50	10:15	11:15	12:45
Coventry	10:10	10:30	11:30	13:00
Leamington Spa	10:25	11:45	13:15
Banbury	10:45	12:05
Oxford	11:05	11:20	12:25	13:55
Reading	11:30	11:55	12:50	14:25

- (a) What time does the 09:40 from Birmingham New Street arrive at Reading?
- (b) Which is the fastest train from Birmingham New Street to Reading?
- (c) At how many stations does the 10:15 from Birmingham International stop before it reaches Reading?
- (d) How long does it take the 13:55 from Oxford to reach Reading?
- (e) You have to arrive in Oxford by 2:00 p.m. Which train should you catch from Coventry?
- (f) You get to Leamington Spa at 09:30. How long will you have to wait for a train to Reading?

Mental Maths

(Don't cheat – the answers are there for your parents/ guardians)

(5 seconds response time)

1. Write the number **three hundred and sixty four thousand four hundred and twenty** in figures. (364,420)
2. Look at the number sentence on your sheet. Write the correct value in the missing box. (150)
3. Multiply **three point eight** by **one hundred** (380)
4. On your answer sheet is a scale. What is the number shown by the arrow? (7.6)
5. It is **twelve thousand, three hundred and fifty miles** from London to Darwen. Round this distance to the nearest **one thousand** miles. (12,000)

(10 seconds response time)

6. Look at the numbers on your answer sheet. Write the number which is exactly **divisible by seven**. (56)
7. Look at your sheet. Put a ring around the **nearest number to three** (3.02)
8. What fraction of **1km** is **250 metres**? ($\frac{1}{4}$)
9. What is **25% of £40** (£10)
10. Add together **51, 27 and 5**. (83)
11. The temperature rises from **-2°C to 7°C**. How many degrees does the temperature rise? (9°)
12. Which number is **300 less than 1276**? (976)
13. What is **double 125**? (250)
14. Look at your sheet. What number is shown? (3.75)
15. What is **twelve multiplied by eight**? (96)

(15 seconds response time)

16. A television programme starts at **9:38** and ends at **10:00**. How long did the programme last? (22 mins)
17. Look at the drawing on your answer sheet. Estimate the size of Angle A (**30° – give 5° either way**)
18. The exchange rate was **1.6 US dollars for £1**. How many dollars would you get for **£2**? (3.2)
19. Look at the rectangle on your answer sheet. What is the length of side A? (5cm)
20. Look at the number sentence on you answer sheet. Which number is missing from the box? (32)

PROBLEM SOLVING TASK CARDS - Drawing a Table

Problem 22

Numbers 1 2 3

Level
B

A farmer has three different hen houses. One hen house contains red hens, the second black hens and the third white hens. Every day the red hens lay five eggs, the black hens lay eight eggs and the white hens lay three eggs. How many days will it take for the hens to lay a total of 80 eggs?




Problem 23

Numbers 1 2 3

Level
B

There are 18 animals on the farm. Some are chickens and others are sheep. If you can count 50 legs how many chickens and how many sheep are there?



Problem 24

Numbers 1 2 3

Level
B

Simone had three peach and three plum trees in her garden. For every eight ripe peaches she picked, she picked three ripe plums. When the trees were bare she had 64 peaches. How many pieces of fruit did she collect altogether?



The Story of Osiris

Seth believed that he should be king, because he was the strongest of the children of Nout. He was furious that both his sisters loved Osiris more than they did him. In his heart Seth plotted to kill Osiris and become king.

Osiris often walked through Egypt to see that everything was going well in his kingdom. Seth followed him. One day he caught Osiris alone on the river bank. Seth spat fury at his brother: the strong arm of Seth seized Osiris. Seth struck down his brother.

Some say that Seth held Osiris under the Nile until he drowned. Others say that Seth took the form of a wild bull and trampled Osiris to death. Even that was not enough for Seth. He tore the body of his brother apart and scattered the pieces. Seth wanted to make sure that even the magic of Isis could not bring Osiris back to life.

When Osiris didn't return to the palace, Isis knew that something terrible had happened. She and her sister Nephthys

searched the deserts and the marshes and the river valley. On the bank of the Nile, Isis found the head of Osiris. It took twelve days to gather all the pieces of the body together.

In despair, Isis called for the jackal god, Anubis, to help her: he is the deadly guardian of all graveyards.

Anubis laid the mangled body of Osiris on a bed. Isis and Anubis worked together to make the body whole again. Then Anubis cut open the stomach of Osiris with a flint knife. He reached inside and drew out the soft organs. He put the lungs and the liver, the stomach and the intestines of Osiris into four jars. Anubis washed the body with wine and covered it with natron salts to preserve it.

After forty days the skin was dried out by the salt. Anubis washed away the salt with Nile water. He packed the stomach with frankincense and myrrh and sewed up the wound. Anubis wrapped the head and limbs and torso in fine linen bandages.

Geraldine Harris



TEXT

- 1 Why did Seth think he should be king? Which country did Seth want to be king of?
- 2 Which river was Osiris murdered beside?
- 3 What were the names of the four children of the goddess Nout?
- 4 Write a list to explain all the stages the gods and goddesses went through to make Osiris a mummy.
- 5 Myths have certain features. Find some evidence of each of these features from the passage:
 - story about gods and goddesses
 - tells of events with magic happenings
 - involves evil doings by a god
 - takes place in a different culture
 - takes place a long time ago
 - tries to explain the reason for
 - something important through the story

SENTENCE

- 1 Write out these sentences. Punctuate them correctly with commas.
 - a) Anubis cut open the stomach drew out the soft organs put them in jars and preserved the body.
 - b) On his visit to the far east he visited Sri Lanka Indonesia Singapore Thailand and Malaysia.
 - c) "Are you all ready too" she said. "Right off we go."
- 2 If we do not use commas correctly, it can cause confusion.
Read this sentence:
The holiday was fun: there was the bike, the computer, the tree house, my cousin, Ranjit, my friend, Ros, the teacher's daughter.
Count up. How many things and people made the holiday fun?
- 3 Write out the sentence, using commas differently, so you count up a different number.

WORD

- 1 Write three words ending in 'll' to rhyme with each of these: bull, ball, bell, fill.
- 2 How many syllables do these words have? Write a rule for spelling simple words ending in 'll'.
- 3 Add 'full' to these words: spoon, hate, thank, play, cheer, e.g. hope → hopeful. Check in a dictionary,
- 4 Try the same with these words: skill, awe, beauty. Does anything strange happen?
- 5 How many syllables do the words you made have? Write a rule for spelling words when 'full' is used as a suffix, making longer words.

Homophones

G Grammar

P Punctuation

S Spelling

Challenge 1

- S** **1** Look at the words in bold in the sentence and underline the word that fits the sentence.
- The bride walked down the **aisle/isle** on the arm of her father.
 - The children were **aloud/allowed** to talk after they had finished their work.
 - When Bella bought a new watch, she had to **alter/altar** it so that it was at the correct time.
 - Max ate the horrible-tasting **serial/cereal** for breakfast.
 - A **heard/herd** of wild elephants walked slowly past the lions resting under the tree.



Marks.....

Challenge 2

- S** **1** Choose the correct word to fit into the passage so that it makes sense.

peace	piece	picture	pitcher	sight	site
missed	mist	presence	presents	practising	

It was her birthday and Aimee received many _____. Her friends were impressed by the _____ of the table laden with tasty food. In the playroom, the clown was _____ for his performance after the birthday tea. Aimee was sad that her best friend had _____ the party. She would send her a _____ of the cake and save a _____ for her.

Homophones

2

Circle the word that fits the meaning.

- a) Goods stolen during riots: **lute** **loot**
- b) A small dried seedless raisin: **current** **currant**
- c) To give up or relinquish something: **wave** **waive**
- d) The civic head of a town or city council: **mayor** **mare**

4 marks

Marks..... /10

Challenge 3

1

Match the correct pairs of homophones.

fair

son

ewe

pale

pail

fare

sun

there

their

you



5 marks

2

Put the correct homophone in the sentence using the homophones from question 1.

- a) The _____ was looking for her lamb who was lost.
- b) _____ bags were packed for the holiday.
- c) She has _____ hair and blue eyes.
- d) Alex went _____ at the thought of missing his concert at school.
- e) Her _____ broke his leg when he fell out of a tree.

Marks.....

How am I doing?



Total marks /25

Book Review

<p>Book Title: _____</p>	<p>Who would you recommend the book to? Why?</p>	
<p>Author: _____</p>		
<p>Fiction or Non-fiction: _____</p>		
<p>What is the book about?</p>	<p>Book Illustration</p>	
		<p>Rating: ☆☆☆☆☆</p>
		<p>Can you write three facts you have learnt or three things you have learnt about one of the characters?</p>
	<p>1. _____</p> <p>2. _____</p> <p>3. _____</p>	



Activity 1:
Find the words from your spelling list in this Wordsearch.

category
explanatory
factory
dictionary
library
boundary
ordinary
extraordinary
stationary
different
interest
interested
disinterest
literacy
literate
illiterate
how
town

d	i	a	d	r	n	b	r	r	e	o	a	t	r	y
e	a	a	n	i	o	o	t	i	d	b	i	t	i	a
e	r	d	i	c	t	i	o	n	a	r	y	e	y	d
i	y	i	l	i	t	e	r	a	c	y	t	x	y	t
l	r	s	t	a	t	i	o	n	a	r	y	p	t	c
l	d	i	f	f	e	r	e	n	t	y	o	l	l	t
i	i	n	t	e	r	e	s	t	e	n	o	a	i	y
t	n	t	o	l	l	a	h	t	g	t	r	n	b	r
e	a	e	w	i	c	o	a	h	o	w	d	a	r	n
r	y	r	n	t	d	a	t	a	r	l	i	t	a	c
a	o	e	a	e	t	n	t	w	y	n	n	o	r	e
t	i	s	t	r	o	b	o	u	n	d	a	r	y	e
e	x	t	r	a	o	r	d	i	n	a	r	y	a	i
r	d	e	y	t	f	a	c	t	o	r	y	r	e	t
i	e	d	r	e	e	r	t	r	i	s	n	l	x	r

English Curriculum Essential Words

equip equipped

Can you find six other words containing 'qu'?

Name _____

Date _____

Activity 2:
Use the alphabet code to work out these words.

a	b	c	d	e	f	g	h	i	j	k	l	m
1	2	3	4	5	6	7	8	9	10	11	12	13
n	o	p	q	r	s	t	u	v	w	x	y	z
14	15	16	17	18	19	20	21	22	23	24	25	26

8 15 23 = - - -

12 9 20 5 18 1 3 25 = - - - - -

4 9 6 6 5 18 5 14 20 = - - - - -

9 12 12 9 20 5 18 1 20 5 = - - - - -

Activity 3:
Put all the words that end in 'ary' or 'ory' in alphabetical order.

1. _____
2. _____
3. _____
4. _____
5. _____
6. _____
7. _____
8. _____
9. _____

LOOK, *say*,, *write*,

Name _____

Date _____

	1st Attempt	2nd Attempt	3rd Attempt	4th Attempt
category				
explanatory				
factory				
dictionary				
library				
boundary				
ordinary				
extraordinary				
stationary				
different				
interest				
interested				
disinterest				
literacy				
literate				
illiterate				
how				
town				
equip				
equipped				


Name _____

Date _____

**Activity 1:**

Find the words from your spelling list in this Wordsearch.

familiar
company
react
reaction
search
earth
lived
lively
lifeless
library
literacy
boundary
tomatoes
echoes
faithful
plentiful
began
even

**English Curriculum Essential Words**

leisure

lightning

1. Write two other words ending in 'sure':

2. Write two other words beginning with 'light':



Activity 2:
Underline the correct spelling in each pair.

echos	or	echoes
libary	or	library
search	or	serch
familiar	or	famillar
plentyful	or	plentiful
lively	or	liveley
tomatos	or	tomatoes
lifeless	or	lifellless
litracy	or	literacy



Activity 3:
Put the following words into alphabetical order.

began, earth, lived, company, boundary, reaction, faithful, even



1. _____
2. _____
3. _____
4. _____
5. _____
6. _____
7. _____
8. _____



Name _____

Date _____

	1st Attempt	2nd Attempt	3rd Attempt	4th Attempt
familiar				
company				
react				
reaction				
search				
earth				
lived				
lively				
lifeless				
library				
literacy				
boundary				
tomatoes				
echoes				
faithful				
plentiful				
began				
even				
leisure				
lightning				

Minecraft with Mr Stagg!

In order to take part in the first of what will hopefully be a series of lessons, you will need to download Minecraft: Education Edition onto your laptop or computer through your Hwb account. Once it has downloaded, you will need to log in with your Hwb details.

Our first lesson will take place on FRIDAY 1st MAY 2020 at 1:00pm. We will hold the session for around an hour so that we have enough time to build. The more there are of us, the quicker it should be to build!



During the hour, the aim of the session will be to build a classroom treehouse! A random lesson to begin with but one that should be fun – it also links to our last topic 'The Good Life'!

For those of you who haven't used Minecraft on the PC/laptop, you use a mouse or mouse pad to look around and the letters W, A, S, D on the keyboard to move forward, back, left and right.

From there we will learn how to operate the software together – I know a lot about Minecraft however I am certain that you guys could teach me a thing or two!

To join the session, you will need a 4-symbol code which I will be posting on the Year 5_6 Twitter account (@williamstown5_6) at 1:00pm Friday. Press the play button on Minecraft, then select 'Join World', enter the code and you should be sent to the world I will have set up! My username will be 'DS' so you know which avatar is me!



I look forward to seeing you all there!

Please note – Just for this session, we'll keep this as a Year 5 class task. Once we know that it fully works, we can invite Year 6 or even younger members of our school to the next session!